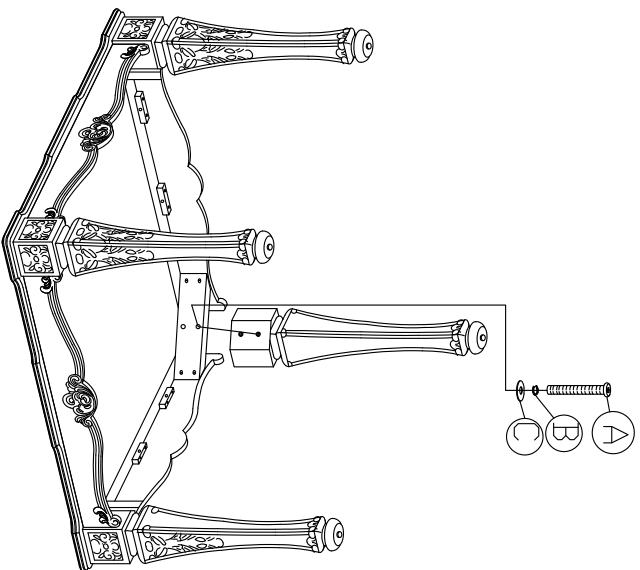
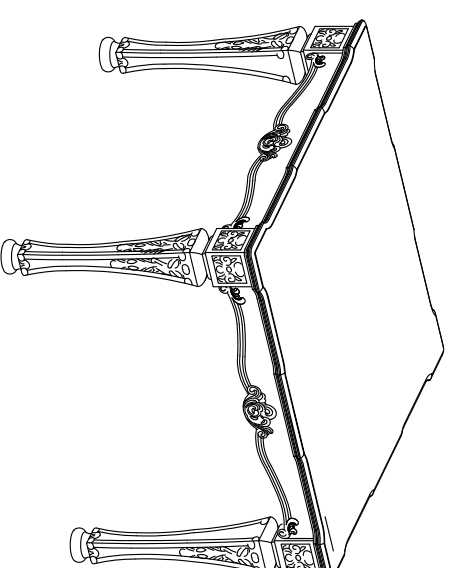


# ASSEMBLY INSTRUCTION





Step 1:



Finish:



## Hardware List

No.:	Description	Drawing	Size	Qty
A	Bolt		Ø5/16"X2-1/4"	8
B	Lock Washer		Ø5/16"X12mm	8
C	Flat Washer		Ø5/16X22mm	8
D	Allen Wrench		5mm	1